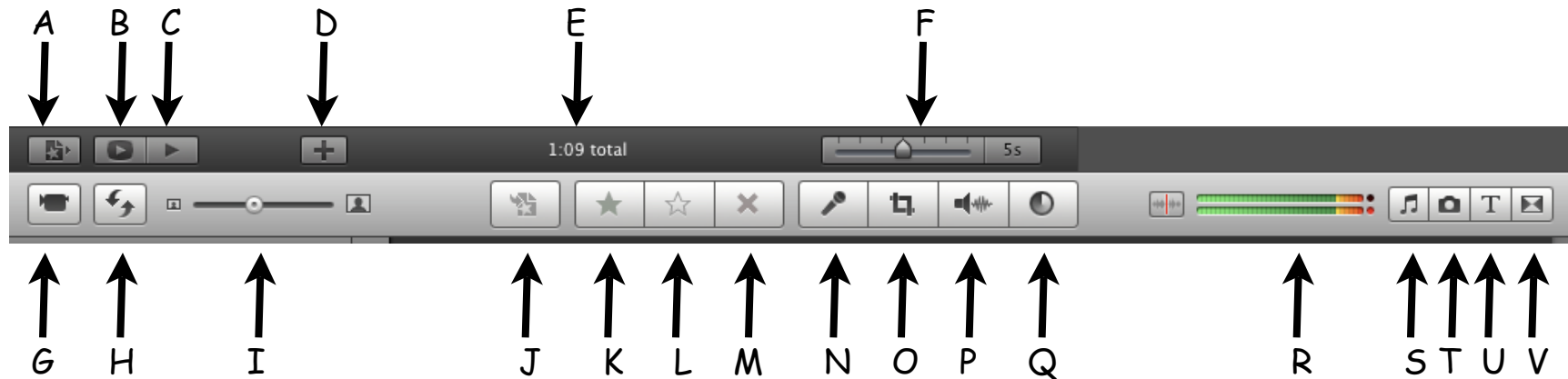


iMovie '08

You will see these icons in the middle of your iMovie screen.

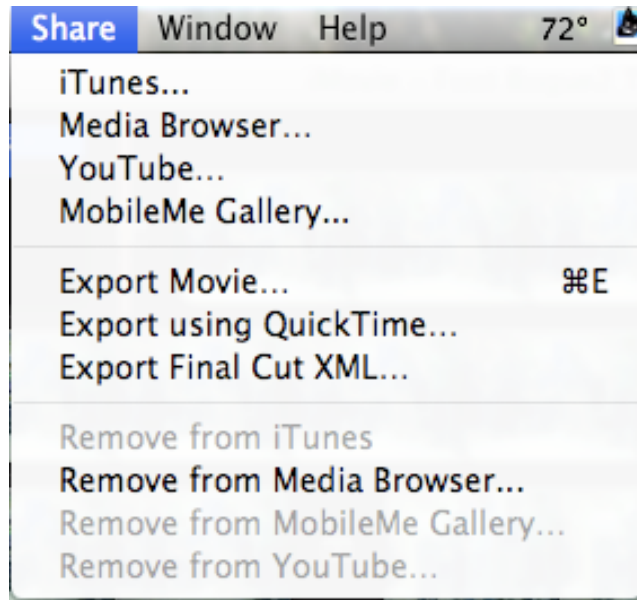


A - Shows or hides your projects
B - Plays your project full screen
C - Plays your project from the beginning
D - Adds a brand new project for you work on
E - The length of the currently displayed project
F - How many frame per second are displayed in the project view

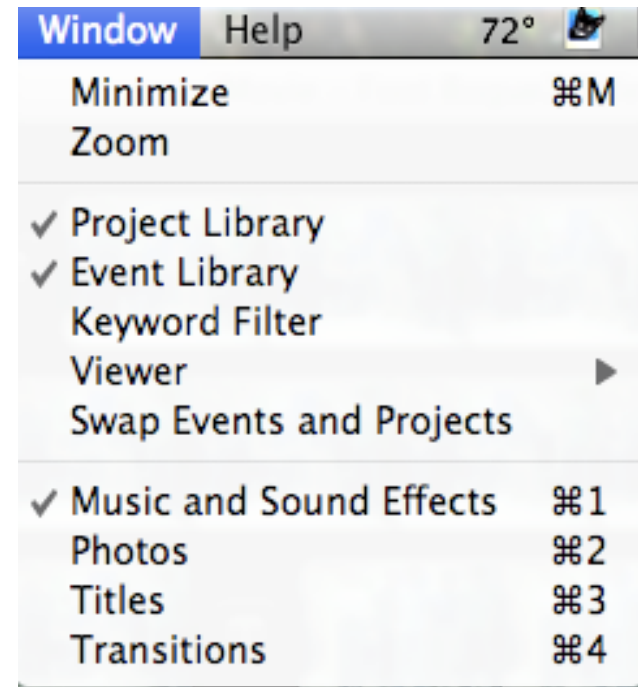
G - begin a video session using your built in i-sight camera
H - Swap events and projects
I - Changes the size of the thumbnail view
J - Adds selected video to a project
K - Marks a selection as favorite
L - Unmarks selection as favorite
M - Rejects selection for use
N - Add voiceover
O - Clip, rotate, Ken Burns
P - Adjusts Audio
Q - Adjusts Video
R - Displays volume setting

S - Allows you to choose music from iTunes, and Garageband, or sound effects to add to your project
T - Allows you to add still pictures to your project
U - Adds title pages, and closing pages
V - Adds transitions between video clips

iMovie '08



Once your project is finished, you can click on Share at the top, and send a copy of your creation to one of the options listed to the right, so that others may see it.



Clicking on Window at the top, you can select what you would like to be able to see on your screen.